

**Format of holding of specified securities**

1. Name of Listed Entity: EVEREADY INDUSTRIES INDIA LTD (CIN:L31402WB1934PLC007993)

2. Scrip Code 531508 Name of Scrip -,- Class of Security Equity

3. Share Holding Pattern Filed under : Reg. 31(1)(a)/Reg. 31(1)(b)/Reg. 31(1)(c )

a. If under 31 (1)(b) then indicate the report for Quarter ending: 31/03/2023

b. If under 31(1)(c ) then indicate date of allotment/extinguishment

4. **Declaration** : The Listed entity is required to submit the following declaration to the extent of submission of information:-

	Particulars	Yes*	No*
1	Whether the Listed Entity has issued any partly paid up shares?		No
2	Whether the Listed Entity has issued any Convertible Securities or Warrants?		No
3	Whether the Listed Entity has any shares against which depository receipts are issued?		No
4	Whether the Listed Entity has any shares in Locked-in?		No
5	Whether any shares held by promoters are pledge or otherwise encumbered?	Yes	
6	Whether company has equity shares with differential voting rights?		No
7	Whether the Listed Entity has any significant beneficial owner?		No

\* If the Listed Entity selects the option 'No' for the questions above, the column for the partly paid up shares, Outstanding Convertible Securities/Warrants, depository receipts, locked-in shares, No of shares pledged or otherwise encumbered by promoters, as applicable, shall not be displayed at the time of dissemination on the Stock Exchange website. Also wherever there is 'No' declared by Listed Entity in above table the values will be considered as 'Zero' by default on submission of the format of holding of specified securities.

5. The tabular format for disclosure of holding of specified securities is as follows:-



Table I - Summary Statement holding of specified securities as on 31/03/2023

Category (I)	Category of shareholder (II)	Nos. of shareholders (III)	No. of fully paid up equity shares held (IV)	No. of Partly paid-up equity shares held (V)	No. of shares underlying Depository Receipts (VI)	Total nos. shares held (VII)=(IV)+(V)+(VI)	Shareholding as a % of total no. of shares (calculated as per SCRR, 1957) (VIII) As a % of (A+B+C2)	Number of Voting Rights held in each class of securities (IX)				No of shares Underlying outstanding convertible securities (including Warrants) (X)	Shareholding as a % assuming full conversion of convertible securities (as a percentage of diluted share capital) (XI)=(VII)+(X) As a % of (A+B+C2)	Number of Locked in shares (XII)		Number of shares pledged or otherwise encumbered (XIII)		Number of equity shares held in dematerialized form (XIV)
								No of Voting Rights			Total as a % of (A+B+C)			No. (a)	As a % of total shares held (b)	No. (a)	As a % of total shares held (b)	
								Class eg:x	Class eg:y	Total								
(A)	Promoter & Promoter group	27	31410471	0	0	31410471	43.2132	31410471	0	31410471	43.2132	0	43.2132	0	0.0000	4573	0.0146	31410471
(B)	Public	50322	41276789	0	0	41276789	56.7868	41276789	0	41276789	56.7868	0	56.7868	0	0.0000	NA		40740970
(C)	Non Promoter - Non Public															NA		
(C1)	Shares underlying DRs						NA									NA		
(C2)	Shares held by Employee Trusts															NA		
	Total	50349	72687260	0	0	72687260	100.0000	72687260	0	72687260	100.0000	0	100.0000	0		4573	0.0063	72151441





(1)	Category & Name of the Shareholders (I)	Entity type i.e. promoter OR promoter group entity (except promoter)	PAN	(II)	Nos. of shareholders (III)	No. of fully paid up equity shares held (IV)	Partly paid-up equity shares held (V)	Nos. of shares underlying Depository Receipts (VI)	Total nos. shares held (VII)=(IV)+(V)+(VI)	Sharehold ing % calculated as per SCRR, 1957) As a % of (A+B+C2) (VIII)	Number of Voting Rights held in each class of securities (IX)			No of shares Underlying outstanding convertible securities (as a percentage of diluted share capital) (X)	Shareholding as a % assuming full conversion of convertible securities (as a percentage of diluted share capital) (XI)=(VII)+(X) As a % of A+B+C2)	Number of Locked in shares (XII)		Number of shares pledged or otherwise encumbered (XIII)		Number of equity shares held in dematerialized form (XIV)	
											No of Voting Rights					No. (a)	As a % of total shares held (b)	No. (a)	As a % of total shares held (b)		
											Class x	Class y	Total								
(a)	Indian																				
	Individuals/Hindu undivided Family				7	924571	0	0	924571	1.2720	924571	0	924571	1.2720	0	1.2720	0	0.0000	0	0.0000	924571
	YASHODHARA KHAITAN	Promoter	AFDPK0951J		1	294558	0	0	294558	0.4052	294558	0	294558	0.4052	0	0.4052	0	0.0000	0	0.0000	294558
	ADITYA KHAITAN	Promoter	AFDPK0968D		1	232266	0	0	232266	0.3195	232266	0	232266	0.3195	0	0.3195	0	0.0000	0	0.0000	232266
	AMRITANSHU KHAITAN	Promoter	AJFPK2122H		1	165000	0	0	165000	0.2270	165000	0	165000	0.2270	0	0.2270	0	0.0000	0	0.0000	165000
	VANYA KHAITAN	Promoter	DMCPK6767F		1	164650	0	0	164650	0.2265	164650	0	164650	0.2265	0	0.2265	0	0.0000	0	0.0000	164650
	B M KHAITAN	Promoter	AGEPK6970B		1	35897	0	0	35897	0.0494	35897	0	35897	0.0494	0	0.0494	0	0.0000	0	0.0000	35897
	ISHA KHAITAN	Promoter	ALSPK2923P		1	30000	0	0	30000	0.0413	30000	0	30000	0.0413	0	0.0413	0	0.0000	0	0.0000	30000
	KAVITA KHAITAN	Promoter	AFTPK1514P		1	2200	0	0	2200	0.0030	2200	0	2200	0.0030	0	0.0030	0	0.0000	0	0.0000	2200
(b)	Central Government/State Government(s)													0	0.0000	0	0.0000	0	0.0000	0	
(c)	Financial Institutions/Banks													0	0.0000	0	0.0000	0	0.0000	0	
(d)	Any Other (specify)													0	0.0000	0	0.0000	0	0.0000	0	
	Bodies Corporate				20	30485900	0	0	30485900	41.9412	30485900	0	30485900	41.9412	0	41.9412	0	0.0000	4573	0.0150	30485900
	M B FINMART PRIVATE LIMITED	Promoter	AAACD9678C		1	8582449	0	0	8582449	11.8074	8582449	0	8582449	11.8074	0	11.8074	0	0.0000	0	0.0000	8582449
	PURAN ASSOCIATES PRIVATE LIMITED	Promoter	AAACP0458J		1	8400428	0	0	8400428	11.5569	8400428	0	8400428	11.5569	0	11.5569	0	0.0000	0	0.0000	8400428
	VIC ENTERPRISES PRIVATE LIMITED	Promoter	AAACV0132B		1	8392920	0	0	8392920	11.5466	8392920	0	8392920	11.5466	0	11.5466	0	0.0000	0	0.0000	8392920
	McLeod Russel India Ltd	Promoter	AAACE6918J		1	1663289	0	0	1663289	2.2883	1663289	0	1663289	2.2883	0	2.2883	0	0.0000	0	0.0000	1663289
	Gyan Enterprises Private Limited	Promoter	AAACG0512G		1	1415863	0	0	1415863	1.9479	1415863	0	1415863	1.9479	0	1.9479	0	0.0000	0	0.0000	1415863
	Chowdry Associates	Promoter	AAAC0387R		1	1099700	0	0	1099700	1.5129	1099700	0	1099700	1.5129	0	1.5129	0	0.0000	0	0.0000	1099700
	BENNETT, COLEMAN AND COMPANY LIMITED *	Promoter	AAACB4373Q		1	307400	0	0	307400	0.4229	307400	0	307400	0.4229	0	0.4229	0	0.0000	0	0.0000	307400
	KILBURN ENGINEERING LIMITED	Promoter	AABCK3421H		1	271337	0	0	271337	0.3733	271337	0	271337	0.3733	0	0.3733	0	0.0000	0	0.0000	271337
	VIVAYA ENTERPRISES PRIVATE LIMITED	Promoter Group	AAICV0983G		1	200000	0	0	200000	0.2752	200000	0	200000	0.2752	0	0.2752	0	0.0000	0	0.0000	200000
	EKTA CREDIT PVT. LTD.	Promoter Group	AAACE7167R		1	50000	0	0	50000	0.0688	50000	0	50000	0.0688	0	0.0688	0	0.0000	0	0.0000	50000
	NITYA HOLDINGS & PROPERTIES LTD	Promoter	AABCN1002B		1	30000	0	0	30000	0.0413	30000	0	30000	0.0413	0	0.0413	0	0.0000	0	0.0000	30000
	WILLIAMSON FINANCIAL SERVICES LIMITED	Promoter	AAACW4504A		1	20000	0	0	20000	0.0275	20000	0	20000	0.0275	0	0.0275	0	0.0000	0	0.0000	20000
	ZEN INDUSTRIAL SERVICES LIMITED	Promoter	AAACZ1829R		1	18366	0	0	18366	0.0253	18366	0	18366	0.0253	0	0.0253	0	0.0000	0	0.0000	18366
	UNITED MACHINE CO. LTD.	Promoter	AAACU3228P		1	16443	0	0	16443	0.0226	16443	0	16443	0.0226	0	0.0226	0	0.0000	0	0.0000	16443
	BABCOCK BORSIG LIMITED	Promoter	AABCD4477A		1	7484	0	0	7484	0.0103	7484	0	7484	0.0103	0	0.0103	0	0.0000	0	0.0000	7484
	WILLIAMSON MAGOR & CO LIMITED	Promoter	AAACW2369P		1	7191	0	0	7191	0.0099	7191	0	7191	0.0099	0	0.0099	0	0.0000	4573	63.5934	7191
	DUFFLAGHUR INVESTMENTS LIMITED	Promoter	AAACD9587C		1	3030	0	0	3030	0.0042	3030	0	3030	0.0042	0	0.0042	0	0.0000	0	0.0000	3030
	BISHNAUTH INVESTMENTS LIMITED	Promoter	AABCM7767N		1	0	0	0	0	0.0000	0	0	0	0.0000	0	0.0000	0	0.0000	0	0.0000	0
	ICHAMATI INVESTMENTS LTD	Promoter	AAACI5431J		1	0	0	0	0	0.0000	0	0	0	0.0000	0	0.0000	0	0.0000	0	0.0000	0
	SEAJULI DEVELOPERS & FINANCE LTD.**	Promoter Group	AAECS5244D		1	0	0	0	0	0.0000	0	0	0	0.0000	0	0.0000	0	0.0000	0	0.0000	0
	Sub Total				27	31410471	0	0	31410471	43.2132	31410471	0	31410471	43.2132	0	43.2132	0	0.0000	4573	0.0146	31410471
(2)	Foreign																				
(a)	Individuals (Non-Resident Individuals/Foreign Individuals)													0	0.0000	0	0.0000	0	0.0000	0	
(b)	Government													0	0.0000	0	0.0000	0	0.0000	0	
(c)	Institutions													0	0.0000	0	0.0000	0	0.0000	0	
(d)	Foreign Portfolio Investor													0	0.0000	0	0.0000	0	0.0000	0	
(e)	Any Other (specify)													0	0.0000	0	0.0000	0	0.0000	0	






Table II - Statement Showing shareholding pattern of the Promoter and Promoter Group as on 31/03/2023

Category & Name of the Shareholders (I)	Entity type i.e. promoter OR promoter group entity (except promoter)	PAN	(II)	Nos. of shareholders (III)	No. of fully paid up equity shares held (IV)	Partly paid-up equity shares held (V)	Nos. of shares underlying Depository Receipts (VI)	Total nos. shares held (VII)=(IV)+(V)+(VI)	Shareholding % calculated as per SCRR, 1957) As a % of (A+B+C2) (VIII)	Number of Voting Rights held in each class of securities (IX)			No of shares Underlying outstanding convertible securities (as a percentage of diluted share capital) (X)	Shareholding as a % assuming full conversion of convertible securities (as a percentage of diluted share capital) (XI)=(VII)+(X) As a % of A+B+C2	Number of Locked in shares (XII)		Number of shares pledged or otherwise encumbered (XIII)		Number of equity shares held in dematerialized form (XIV)	
										No of Voting Rights					No. (a)	As a % of total shares held (b)	No. (a)	As a % of total shares held (b)		
										Class x	Class y	Total								
Sub Total				0	0	0	0	0	0.0000	0	0	0	0.0000	0	0.0000	0	0.0000	0		
Total Shareholding of Promoter and Promoter Group (A)=(A)(1)+(A)(2)				27	31410471	0	0	31410471	43.2132	31410471	0	31410471	43.2132	0	43.2132	0	0.0000	4573	0.0146	31410471
<p>*Bennett, Coleman and Company Ltd (BCCL) has vide their letter dated 28th December, 2015, requested the Company to reclassify their shareholding of 307,400 equity shares aggregating to 0.42% of the paid up capital of the Company, from the Promoter and Promoter Group of the Company and to include the same in the 'Public' shareholding. Accordingly, the Company has vide its Board Resolution passed by Circulation dated 30th December, 2015 agreed to reclassify the said shareholding of BCCL in the Company. The Company has vide their letter dated 30th December, 2015 submitted the said letter of BCCL to BSE Limited, National Stock Exchange of India Limited and Calcutta Stock Exchange Limited ("Stock Exchanges") and requested the Stock Exchanges to take on record the said reclassification as required under Regulation 31A of the Securities and Exchange Board of India (Listing Obligations and Disclosure Requirements) Regulations, 2015. In furtherance to the abovementioned letter, the company had filed an Application for Reclassification on August 9, 2016 before all the Stock Exchanges. The Company has received approval letter for Reclassification of the said shares from BSE Limited via its letter dated August 19, 2016 and is awaiting for the approval of National stock Exchange Limited and The Calcutta Stock Exchange Limited.</p>																				
<p>**Added in the shareholding pattern as per the requirement of National Stock Exchange of India Ltd.</p>																				






Table III - Statement Showing shareholding pattern of the Public shareholder as on 31/03/2023

Category & Name of the Shareholders (I)		PAN (II)	Nos. of shareholders (III)	No. of fully paid up equity shares held (IV)	Partly paid up equity shares held (V)	Nos. of shares underlying Depository Receipts (VI)	Total nos. shares held (VII)=(IV)+(V)+(VI)	Shareholding % calculated as per SCRR, 1957) As a % of (A+B+C2) (VIII)	Number of Voting Rights held in each class of securities (IX)				No of shares Underlying outstanding convertible securities (including Warrants) (X)	Total Shareholding as a % assuming full conversion of convertible securities (as a percentage of diluted share capital) (XI)=(VII)+(X) As a % of A+B+C2)	Number of Locked in shares (XII)		Number of shares pledged or otherwise encumbered (XIII)		Sub-categorization of shares (XV)			
									No of Voting Rights			Total as a % of Total Voting rights			No. (a)	As a % of total shares held (b)	No. (Not applicable) (a)	As a % of total shares held (Not applicable) (b)	Number of equity shares held in dematerialized form (XIV)	Shareholding (No of shares) under		
									Class x	Class y	Total									Sub-Category (i)	Sub-Category (ii)	Sub-Category (iii)
(1)	Institutions (Domestic)																					
(a)	Mutual Funds		3	1500038	0	0	1500038	2.0637	1500038	0	1500038	2.0637	0	2.0637	0	0.0000	NA		1500038	0	0	0
	TATA MUTUAL FUND - TATA SMALL CAP FUND	AAATT0570A	1	1499227	0	0	1499227	2.0626	1499227	0	1499227	2.0626	0	2.0626	0	0.0000	NA		1499227	0	0	0
(b)	Venture Capital Funds																					
(c)	Alternate Investment Funds		2	225010	0	0	225010	0.3096	225010	0	225010	0.3096	0	0.3096	0	0.0000	NA		225010	0	0	0
(d)	Banks		29	35935	0	0	35935	0.0494	35935	0	35935	0.0494	0	0.0494	0	0.0000	NA		13993	0	0	0
(e)	Insurance Companies																					
(f)	Provident Funds / Pension Funds																					
(g)	Asset Reconstruction Companies																					
(h)	Sovereign Wealth Funds																					
(i)	NBFCs Registered with RBI		4	87268	0	0	87268	0.1201	87268	0	87268	0.1201	0	0.1201	0	0.0000	NA		87268	0	0	0
(j)	Other Financial Institutions		1	166	0	0	166	0.0002	166	0	166	0.0002	0	0.0002	0	0.0000	NA		166	0	0	0
(k)	Any Other (specify)																					
	Sub Total		39	1848417	0	0	1848417	2.5430	1848417	0	1848417	2.5430	0	2.5430	0	0.0000	NA		1826475	0	0	0
(2)	Institutions (Foreign)																					
(a)	Foreign Direct Investment																					
(b)	Foreign Venture Capital Investors																					
(c)	Sovereign Wealth Funds																					
(d)	Foreign Portfolio Investors Category I		13	319212	0	0	319212	0.4392	319212	0	319212	0.4392	0	0.4392	0	0.0000	NA		319212	0	0	0
(e)	Foreign Portfolio Investors Category II																					
(f)	Overseas Depositories (holding DRs) (balancing figure)																					
(g)	Any Other (specify)																					
	Sub Total		13	319212	0	0	319212	0.4392	319212	0	319212	0.4392	0	0.4392	0	0.0000	NA		319212	0	0	0
(3)	Central Government / State Government(s)																					
(a)	Central Government / President of India																					
(b)	State Government / Governor																					
(c)	Shareholding by Companies or Bodies Corporate where Central/State Government is a promoter		3	477	0	0	477	0.0007	477	0	477	0.0007	0	0.0007	0	0.0000	NA		200	0	0	0
	Sub Total		3	477	0	0	477	0.0007	477	0	477	0.0007	0	0.0007	0	0.0000	NA		200	0	0	0
(4)	Non-Institutions																					
(a)	Associate Companies / Subsidiaries																					





Table III - Statement Showing shareholding pattern of the Public shareholder as on 31/03/2023

Table III - Statement Showing shareholding pattern of the Public shareholder as on 31/03/2023																						
Category & Name of the Shareholders (I)	PAN (II)	Nos. of shareholders (III)	No. of fully paid up equity shares held (IV)	Partly paid up equity shares held (V)	Nos. of shares underlying Depository Receipts (VI)	Total nos. shares held (VII)=(IV)+(V)+(VI)	Shareholding % calculated as per SCRR, 1957) As a % of (A+B+C2) (VIII)	Number of Voting Rights held in each class of securities (IX)				No of shares Underlying outstanding convertible securities (including Warrants) (X)	Total Shareholding as a % assuming full conversion of convertible securities (as a percentage of diluted share capital) (XI)=(VII)+(X) As a % of A+B+C2)	Number of Locked in shares (XII)		Number of shares pledged or otherwise encumbered (XIII)		Sub-categorization of shares (XV) Shareholding (No of shares) under				
								No of Voting Rights			Total as a % of Total Voting rights			No. (a)	As a % of total shares held (b)	No. (Not applicable) (a)	As a % of total shares held (Not applicable) (b)	Number of equity shares held in dematerialized form (XIV)	Sub-Category (i)	Sub-Category (ii)	Sub-Category (iii)	
								Class x	Class y	Total												
(b) Directors and their relatives (excluding independent directors and nominee directors)		2	550000	0	0	550000	0.7567	550000	0	550000	0.7567	0	0.7567	0	0.0000	NA		550000	0	0	0	
(c) Key Managerial Personnel		1	500	0	0	500	0.0007	500	0	500	0.0007	0	0.0007	0	0.0000	NA		500	0	0	0	
(d) Relatives of Promoters (other than immediate relatives of promoters disclosed under Promoter and Promoter Group category)																						
(e) Trusts where any person belonging to Promoter and Promoter Group category is trustee, beneficiary or author of the trust																						
(f) Investor Education and Protection Fund Authority		1	909614	0	0	909614	1.2514	909614	0	909614	1.2514	0	1.2514	0	0.0000	NA		909614	0	0	0	
INVESTOR EDUCATION AND PROTECTION FUND AUTHORITY MINISTRY OF CORPORATE AFFAIRS	EXEMPTCATG	1	909614	0	0	909614	1.2514	909614	0	909614	1.2514	0	1.2514	0	0.0000	NA		909614	0	0	0	
(g) Resident Individuals holding nominal share capital upto Rs.2 lakhs		48048	11008481	0	0	11008481	15.1450	11008481	0	11008481	15.1450	0	15.1450	0	0.0000	NA		10526154	0	0	0	
(h) Resident Individuals holding nominal share capital in excess of Rs.2 lakhs		43	6025575	0	0	6025575	8.2897	6025575	0	6025575	8.2897	0	8.2897	0	0.0000	NA		6025575	0	0	0	
(i) Non Resident Indians (NRIs)		834	575061	0	0	575061	0.7911	575061	0	575061	0.7911	0	0.7911	0	0.0000	NA		568954	0	0	0	
(j) Foreign National		4	148	0	0	148	0.0002	148	0	148	0.0002	0	0.0002	0	0.0000	NA		148	0	0	0	
(k) Foreign Company / OCB																						
(l) Bodies Corporate		416	18108066	0	0	18108066	24.9123	18108066	0	18108066	24.9123	0	24.9123	0	0.0000	NA		18082900	0	0	0	
ICM FINANCE PRIVATE LIMITED	AAFC4930K	2	2392042	0	0	2392042	3.2909	2392042	0	2392042	3.2909	0	3.2909	0	0.0000	NA		2392042	0	0	0	
GLADIATOR VYAPAAR PRIVATE LIMITED	AABCG2872Q	3	2259321	0	0	2259321	3.1083	2259321	0	2259321	3.1083	0	3.1083	0	0.0000	NA		2259321	0	0	0	
HOUSING DEVELOPMENT FINANCE CORPORATION LIMITED	AAACH0997E	1	2244663	0	0	2244663	3.0881	2244663	0	2244663	3.0881	0	3.0881	0	0.0000	NA		2244663	0	0	0	
PROGRESSIVE STAR FINANCE PRIVATE LIMITED	AABCP6020F	2	1863996	0	0	1863996	2.5644	1863996	0	1863996	2.5644	0	2.5644	0	0.0000	NA		1863996	0	0	0	
ANJANA PROJECTS PRIVATE LIMITED	AAECA4280H	2	1650000	0	0	1650000	2.2700	1650000	0	1650000	2.2700	0	2.2700	0	0.0000	NA		1650000	0	0	0	
NEXOME REALTY LLP	AAOFG2868C	1	1200000	0	0	1200000	1.6509	1200000	0	1200000	1.6509	0	1.6509	0	0.0000	NA		1200000	0	0	0	
OLYMPIA TECH PARK CHENNAI PRIVATE LIMITED	AABCO8102F	1	1070703	0	0	1070703	1.4730	1070703	0	1070703	1.4730	0	1.4730	0	0.0000	NA		1070703	0	0	0	
Visra ITCL India Limited	AAACI6832K	1	1028764	0	0	1028764	1.4153	1028764	0	1028764	1.4153	0	1.4153	0	0.0000	NA		1028764	0	0	0	
(m) Any Other (specify)																						
Domestic Corporate Unclaimed Shares Account		1	16711	0	0	16711	0.0230	16711	0	16711	0.0230	0	0.0230	0	0.0000	NA		16711	0	0	0	
Trusts		7	31493	0	0	31493	0.0433	31493	0	31493	0.0433	0	0.0433	0	0.0000	NA		31493	0	0	0	







Table III - Statement Showing shareholding pattern of the Public shareholder as on 31/03/2023

Table III - Statement Showing shareholding pattern of the Public shareholder as on 31/03/2023																					
Category & Name of the Shareholders (I)	PAN (II)	Nos. of sharehold-ers (III)	No. of fully paid up equity shares held (IV)	Partly paid up equity shares held (V)	Nos. of shares underlying Depository Receipts (VI)	Total nos. shares held (VII)=(IV)+(V)+(VI)	Sharehold- ing % calculate d as per SCRR, 1957) As a % of (A+B+C2) (VIII)	Number of Voting Rights held in each class of securities (IX)				No of shares Underlying outstanding convertible securities (including Warrants) (X)	Total Shareholding as a % assuming full conversion of convertible securities (as a percentage of diluted share capital) (XI)=(VII)+(X) As a % of A+B+C2)	Number of Locked in shares (XII)		Number of shares pledged or otherwise encumbered (XIII)		Sub-categorization of shares (XV)			
								No of Voting Rights			Total as a % of Total Voting rights			No. (a)	As a % of total shares held (b)	No. (Not appli cable) (a)	As a % of total shares held (Not applica ble) (b)	Number of equity shares held in demateriali zed form (XIV)	Shareholding (No of shares) under		
								Class x	Class y	Total									Sub-Category (i)	Sub-Category (ii)	Sub-Category (iii)
Resident Individual (HUF)		862	1533363	0	0	1533363	2.1095	1533363	0	1533363	2.1095	0	2.1095	0	0.0000	NA		1533363	0	0	0
VIKAS SRIVASTAVA KARTA	AADHV8844E	1	792253	0	0	792253	1.0899	792253	0	792253	1.0899	0	1.0899	0	0.0000	NA		792253	0	0	0
Clearing Member		48	349671	0	0	349671	0.4811	349671	0	349671	0.4811	0	0.4811	0	0.0000	NA		349671	0	0	0
Sub Total		50267	39108683	0	0	39108683	53.8040	39108683	0	39108683	53.8040	0	53.8040	0	0.0000	NA		38595083	0	0	0
Total Public Shareholding (B)=(B)(1)+(B)(2)+(B)(3)		50322	41276789	0	0	41276789	56.7868	41276789	0	41276789	56.7868	0	56.7868	0	0.0000	NA		40740970	0	0	0
Details of the shareholders acting as persons in Concert																					
Sl No	Name	PAN	Shares																		
	NIL																				
	NO OF SHARES HELD IN UNCLAIMED SUSPENSE A/C IS 16711																				
	NO OF SHAREHOLDER(S) IS/ARE 92																				



Table IV - Statement Showing shareholding pattern of the Non Promoter - Non Public shareholder as on 31/03/2023

Table IV - Statement Showing shareholding pattern of the Non Promoter - Non Public shareholder as on 31/03/2023																				
Sl. No.	Category & Name of the Shareholders (I)	PAN (II)	No of shareholders (III)	No. of fully paid up equity shares held (IV)	Partly paid-up equity shares held (V)	Nos. of shares underlying Depository Receipts (VI)	Total nos. shares held (VII)=(IV) + (V)+(VI)	Shareholding % calculated as per SCRR, 1957) As a % of (A+B+C2) (VIII)	Number of Voting Rights held in each class of securities (IX)				No of shares Underlying outstanding convertible securities (including Warrants) (X)	Total Shareholding as a % assuming full conversion of convertible securities (as a percentage of diluted share capital) (XI)=(VII)+(X) As a % of A+B+C2)	Number of Locked in shares (XII)		Number of shares pledged or otherwise encumbered (XIII)		Number of equity shares held in dematerialized form (XIV)	
									No of Voting Rights			Total as a % of Total Voting rights			No. (a)	As a % of total shares held (b)	No. (Not applicable) (a)	As a % of total shares held (Not applicable) (b)		
									Class x	Class y	Total									
(1)	Custodian / DR Holder																			
(2)	Employee Benefit Trust/Employee Welfare Trust under SEBI (Share based Employee Benefits and Sweat Equity) Regulations, 2021																			
	Total Non Promoter - Non Public Shareholding (C)=(C)(1)+(C)(2)			0	0	0	0	0	0.0000	0	0	0	0.0000	0	0.0000	0	0.0000	NA	NA	0





EVEREADY INDUSTRIES INDIA LTD											
Annexure											
Table V - Statement showing details of significant beneficial owners as on 31/03/2023											
Details of the (SBO)				Details of the registered owner			Details of holding / exercise of right of the SBO in the reporting company, whether direct or indirect:				Date of creation / acquisition of significant beneficial interest
(I)				(II)			Whether by virtue of: (III)				(IV)
Sr No	Name	PAN / Passport No. in case of a foreign national	Nationality	Name	PAN / Passport No. in case of a foreign national	Nationality	Shares (%)	Voting rights (%)	Rights on distributable dividend or any other distribution (%)	Exercise of control	Exercise of significant influence



EVEREADY INDUSTRIES INDIA LTD

Table VI - Statement showing foreign ownership limits as on 31/03/2023

	Board approved limits	Limits utilized
As on shareholding date	100.0000	1.2305
As on 31/12/2022	100.0000	1.4373
As on 30/09/2022	100.0000	1.7499
As on 30/06/2022	100.0000	1.7556
As on 31/03/2022	100.0000	4.3476

